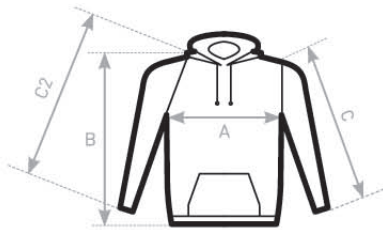


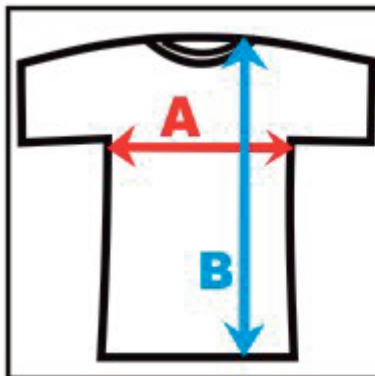


B&C SAFRAN PU 409	XS	S	M	L	XL	XXL	XXXL
A HALF CHEST	-	50	53,5	57	60,5	64	67,5
B BODY LENGTH FROM NECK POINT	-	70,5	73	75,5	78	80,5	83
C SLEEVE LENGTH	-	23,5	24	24,5	25	25,5	26



C= SET-IN SLEEVE
C2= RAGLAN SLEEVE

B&C HOODED WU 620	XXS	XS	S	M	L	XL	XXL	XXXL
A HALF CHEST	46	50	53	56,5	60	63,5	67	70,5
B BODY LENGTH	58	63	65,5	67,5	69,5	71,5	73,5	75,5
C SLEEVE LENGTH	51	56	62,5	63,5	64,5	65,5	66,5	67,5



B&C Exact 190
maten in cm

A HALF CHEST
(oksel tot oksel)

B BODY LENGTH
(lengte)

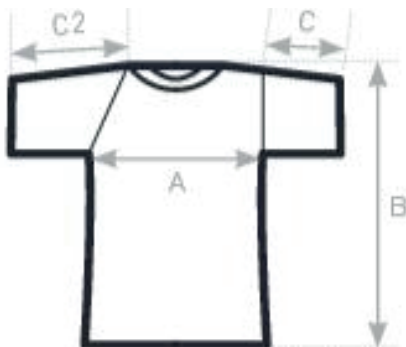
XS	S	M	L	XL	XXL	XXXL
	50	53	56	59	62	65
	69	72	74	76	78	81

www.t-shirts.be - 0495 524970

WOMEN

SIZES [CM]

B&C EXACT 190 /WOMEN TW 040	XS	S	M	L	XL	XXL	XXXL
A HALF CHEST	38	41	44	47	50	53	-
B BODY LENGTH FROM NECK POINT	59	61	63	65	67	69	-
C SLEEVE LENGTH	14	15	16	17	18	19	-



C= SET-IN SLEEVE
C2= RAGLAN SLEEVE